




Club Health Assessment for District 336 C through December 2025

			Status	Membership						Reports				Finance	LCIF	
Club Number	Club Name	Charter Date	Times in Status Quo in Past 2 Years	Current Member Count **	YTD Members Added	YTD Members Dropped	YTD Net Growth% ***	Member Count 1 Year Ago	Dropped Members Avg.Length of Service	Months Since Membership Update	Current Officers Reported ****	Current President Repeated Term	VP Reported *****	Last Date Reported Service (mm/yyyy)	Account Balance	YTD Donations
Clubs less than two years old																
190590	Hiroshima Reunion Campus	10/08/2025	Newly Chartered	22	22	0	100.00%	0		0	Y					
Clubs more than two years old																
24083	AKI L C	11/28/1961	Active	36	8	2	20.00%	29	11	0	Y			10/2025	90+ Days	\$3,100.00
Exc Award (06/30/2019, 06/30/2020)																
24207	AKITAKATA	07/19/1962	Active	18	1	0	5.88%	17		5	Y			07/2024		
24091	FUCHU	05/01/1958	Active	36	3	0	9.09%	37		2	N		N	12/2025		\$1,700.06
41282	FUCHU CHUO	04/22/1982	Active	32	3	1	6.67%	32	44	1	Y		N	12/2025		\$2,480.04
37304	FUCHU MEIKYO	06/05/1979	Active	9	0	0	0.00%	10		4	N	None		02/2023		\$114.98
24092	FUKUYAMA	10/20/1956	Active	83	4	2	2.47%	84	10	2	Y		N	12/2025		\$6,539.25
24089	FUKUYAMA AI	03/12/1966	Active	44	2	0	4.76%	45		2	Y		N	07/2025		\$5,800.07
Exc Award (06/30/2018, 06/30/2019, 06/30/2020)																
24093	FUKUYAMA CHUO	02/26/1967	Active	37	3	2	2.78%	40	2	1	Y		N	12/2025		\$4,650.20
Exc Award (06/30/2018)																
24095	FUKUYAMA CITY	01/19/1969	Active	25	2	0	8.70%	22		1	Y			06/2025		\$1,600.15
55988	FUKUYAMA FLOWER	07/06/1994	Active	48	3	6	-5.88%	52	11	0	Y		N	12/2025		\$6,710.41
Exc Award (06/30/2016)																
54566	FUKUYAMA HEISEI	06/07/1993	Active	39	5	2	8.33%	38	2	0	Y		N	10/2025		\$8,002.13
Exc Award (06/30/2019, 06/30/2020)																
32998	FUKUYAMA HIGASHI	11/04/1976	Active	62	5	2	5.08%	58	5	0	Y		N	02/2025		\$7,371.60
Exc Award (06/30/2018)																
41855	FUKUYAMA HISAMATSU	09/27/1982	Active	45	5	2	7.14%	46	10	0	Y		N	12/2025		\$6,160.14
Exc Award (06/30/2018, 06/30/2019, 06/30/2020)																
24094	FUKUYAMA IYOO	07/11/1962	Active	46	6	0	15.00%	42		1	Y		N	12/2025		\$4,840.06
Exc Award (06/30/2019)																
51813	FUKUYAMA KITA	06/18/1991	Active	26	0	0	0.00%	26		17	Y		N	05/2025		\$440.01
24148	FUKUYAMA MATSUNAGA	12/04/1960	Active	42	2	1	2.44%	43	0	4	Y			12/2025		\$520.00
Exc Award (06/30/2016, 06/30/2018)																




Club Health Assessment for District 336 C through December 2025

			Status	Membership						Reports				Finance	LCIF	
Club Number	Club Name	Charter Date	Times in Status Quo in Past 2 Years	Current Member Count **	YTD Members Added	YTD Members Dropped	YTD Net Growth% ***	Member Count 1 Year Ago	Dropped Members Avg.Length of Service	Months Since Membership Update	Current Officers Reported ****	Current President Repeated Term	VP Reported *****	Last Date Reported Service (mm/yyyy)	Account Balance	YTD Donations
53244	FUKUYAMA MINAMI	06/01/1992	Active	65	1	1	0.00%	67	18	0	Y			12/2025		\$9,180.33
	Exc Award (06/30/2016, 06/30/2017)															
127046	Fukuyama Peace	06/21/2016	Active	109	13	0	13.54%	98		1	Y		N	12/2025		\$1,900.00
	Exc Award (06/30/2022, 06/30/2025)															
24183	FUKUYAMA SHIN-ICHI	12/21/1963	Active	76	2	3	-1.30%	75	17	0	Y		N	05/2025		\$8,500.04
	Exc Award (06/30/2017, 06/30/2018, 06/30/2022, 06/30/2023)															
41812	HATSUKAICHI	08/13/1982	Active	16	1	0	6.67%	15		4	Y		N	01/2024		\$375.01
	Exc Award (06/30/2019)															
24084	HIGASHI HIROSHIMA	03/22/1967	Active	45	1	3	-4.26%	49	10	1	Y		N	09/2025		\$7,600.23
	Exc Award (06/30/2018)															
30424	HIGASHI HIROSHIMA WEST	03/17/1975	Active	30	1	3	-6.25%	33	15	0	Y			12/2025		\$13,300.09
	Exc Award (06/30/2017, 06/30/2024)															
24085	HIGASHIHIROSHIMA AKITSU	11/23/1964	Active	40	3	0	8.11%	38		2	Y		N	11/2025		\$5,800.01
	Exc Award (06/30/2017)															
32027	HIGASHIHIROSHIMA KUROSE	04/12/1976	Active	32	1	0	3.23%	31		5	N			10/2022		\$1,400.01
24105	HIROSHIMA	01/26/1955	Active	60	2	1	1.69%	64	10	0	Y		N	12/2025		\$7,900.02
	Exc Award (06/30/2016, 06/30/2017, 06/30/2020, 06/30/2024)															
39945	HIROSHIMA ASahi	05/18/1981	Active	28	1	2	-3.45%	35	3	3	Y		N	12/2025		\$400.00
	Exc Award (06/30/2023)															
24129	HIROSHIMA CHUO	06/20/1964	Active	46	1	2	-2.13%	43	36	0	Y			11/2025		\$3,000.01
	Exc Award (06/30/2019, 06/30/2020, 06/30/2024)															
24106	HIROSHIMA DELTA	03/21/1961	Active	44	3	1	4.76%	44	1	4	Y			12/2025		\$2,302.43
	Exc Award (06/30/2016, 06/30/2018, 06/30/2020)															
24108	HIROSHIMA HEIWA	05/31/1959	Active	41	2	0	5.13%	45		2	Y			11/2025		\$3,900.02
	Exc Award (06/30/2020)															
34797	HIROSHIMA ITSUKAICHI	12/02/1977	Active	23	0	0	0.00%	24		5	Y		N	12/2025		\$1,749.99
	Exc Award (06/30/2016, 06/30/2018)															
24109	HIROSHIMA JOHOKU	06/07/1967	Active	32	0	1	-3.03%	37	41	1	Y		N	12/2025		\$1,400.12
	Exc Award (06/30/2023)															
24126	HIROSHIMA KABE	03/21/1961	Active	36	1	0	2.86%	38		3	Y			12/2025		\$1,560.00



Club Health Assessment for District 336 C through December 2025

			Status	Membership						Reports				Finance	LCIF	
Club Number	Club Name	Charter Date	Times in Status Quo in Past 2 Years	Current Member Count **	YTD Members Added	YTD Members Dropped	YTD Net Growth% ***	Member Count 1 Year Ago	Dropped Members Avg.Length of Service	Months Since Membership Update	Current Officers Reported ****	Current President Repeated Term	VP Reported *****	Last Date Reported Service (mm/yyyy)	Account Balance	YTD Donations
44151	Exc Award (06/30/2016, 06/30/2018, 06/30/2023) HIROSHIMA KOYO	06/05/1984	Active	50	2	3	-1.96%	55	18	3	Y			10/2025	90+ Days	\$3,700.46
55552	Exc Award (06/30/2017, 06/30/2018, 06/30/2019) Hiroshima Momiji	04/13/1994	Active	6	1	2	-14.29%	7	10	4	Y	2		05/2023		
24107	HIROSHIMA NEW	01/29/1969	Active	52	3	2	1.96%	50	26	0	Y			03/2025		
38768	Exc Award (06/30/2016, 06/30/2018, 06/30/2023, 06/30/2024) HIROSHIMA NEW CITY	06/09/1980	Active	17	2	1	6.25%	24	19	0	Y			11/2025		\$2,300.01
33000	Exc Award (06/30/2023) HIROSHIMA OTAGAWA	11/10/1976	Active	34	0	0	0.00%	36		6	Y		N	12/2025		\$10,400.02
41856	Exc Award (06/30/2016, 06/30/2017, 06/30/2020, 06/30/2024) HIROSHIMA PHOENIX	09/27/1982	Active	53	0	4	-7.02%	57	26	0	Y			11/2025		
24110	Exc Award (06/30/2017, 06/30/2018, 06/30/2019, 06/30/2023) HIROSHIMA RIJO	06/23/1958	Active	28	2	2	0.00%	37	36	0	Y		N	11/2025		\$5,350.13
37730	Exc Award (06/30/2016, 06/30/2017, 06/30/2022) HIROSHIMA ROYAL	11/06/1979	Active	36	1	0	2.86%	36		4	Y		N	12/2025		\$1,800.01
24111	Exc Award (06/30/2024) HIROSHIMA SAIKI	08/28/1962	Active	12	0	3	-20.00%	16	1	0	Y		N	06/2025		\$350.00
44603	Exc Award (06/30/2017, 06/30/2023) HIROSHIMA SATO	01/24/1985	Active	25	0	0	0.00%	27		0	Y		N	12/2025		\$2,277.68
59696	Exc Award (06/30/2022, 06/30/2023) HIROSHIMA SEIHOKU	06/02/1997	Active	40	5	3	5.26%	26	2	0	N		N	05/2025		\$6,080.20
47858	Exc Award (06/30/2018, 06/30/2023, 06/30/2025) HIROSHIMA SEIRYU	11/02/1987	Active	22	3	1	10.00%	21	5	4	Y	2		12/2025		\$2,000.01
44497	HIROSHIMA WAKABA	12/21/1984	Active	10	0	1	-9.09%	14	8	2	Y			03/2024		
56631	Exc Award (06/30/2022) HIROSHIMA WISE	03/09/1995	Active	29	0	0	0.00%	30		2	Y			11/2025		\$1,750.02
24208	Exc Award (06/30/2016, 06/30/2017, 06/30/2020, 06/30/2023) JINSEKI KOGEN	12/03/1967	Active	28	0	0	0.00%	29		5	Y		N	01/2025		




Club Health Assessment for District 336 C through December 2025

			Status	Membership						Reports				Finance	LCIF	
Club Number	Club Name	Charter Date	Times in Status Quo in Past 2 Years	Current Member Count **	YTD Members Added	YTD Members Dropped	YTD Net Growth% ***	Member Count 1 Year Ago	Dropped Members Avg.Length of Service	Months Since Membership Update	Current Officers Reported ****	Current President Repeated Term	VP Reported *****	Last Date Reported Service (mm/yyyy)	Account Balance	YTD Donations
36179	JINSEKITAISHAKUKYO	10/09/1978	Active	10	0	0	0.00%	10		4	Y		N	12/2025		\$552.70
	Exc Award (06/30/2016, 06/30/2017)															
24125	JOGE	04/10/1966	Active	26	0	0	0.00%	27		6	Y			12/2025		\$1,000.00
	Exc Award (06/30/2016)															
24133	KANNABE	01/27/1963	Active	33	2	1	3.13%	32	6	0	Y			06/2025		\$1,680.00
	Exc Award (06/30/2022, 06/30/2023, 06/30/2025)															
24087	KITAHIROSHIMA CHIYODA	04/09/1973	Active	34	3	3	0.00%	35	15	0	Y			11/2025		\$5,000.01
24140	KURE	11/26/1955	Active	21	0	0	0.00%	21		3	Y		N	03/2025		\$8,050.00
	Exc Award (06/30/2019)															
24142	KURE BLUE	03/09/1963	Active	21	0	0	0.00%	24		6	Y		N	10/2025		\$1,000.00
24141	KURE GREEN	11/24/1959	Active	45	0	2	-4.26%	47	20	0	Y		N	12/2025		\$920.00
50893	KURE PORT	08/07/1990	Active	31	3	2	3.33%	33	24	0	Y		N	08/2023		
29974	KURE URUME	11/27/1974	Active	19	0	1	-5.00%	20	23	3	Y			11/2025		\$1,700.00
	Exc Award (06/30/2017, 06/30/2023)															
24149	MIHARA	02/15/1961	Active	66	4	2	3.13%	64	4	0	Y		N	12/2025		\$1,850.01
	Exc Award (06/30/2018, 06/30/2023, 06/30/2025)															
24116	MIHARA HONGO	09/11/1966	Active	19	1	3	-9.52%	21	8	0	Y			12/2024		
29236	MIHARA KUI	04/30/1974	Active	29	1	1	0.00%	29	14	0	Y		N	05/2025		\$10,000.02
24150	MIHARA UKISHIRO	05/12/1963	Active	79	3	5	-2.47%	85	19	0	N		N	08/2025		\$8,080.25
	Exc Award (06/30/2016, 06/30/2023, 06/30/2025)															
24152	MIRASAKA	05/16/1965	Active	14	0	0	0.00%	15		2	N		N	07/2023		
	Exc Award (06/30/2017)															
24155	MIYAJIMAGUCHI	02/08/1962	Active	35	0	0	0.00%	34		6	Y		N	12/2025		\$21,486.73
	Exc Award (06/30/2016)															
63696	MIYOSHI SENIOR	11/14/2000	Active	20	0	0	0.00%	20		22	N	None		02/2024		
24164	NOMISHIMA L C	11/25/1962	Active	14	0	0	0.00%	18		6	Y			02/2023		
24168	ONOMICHI	08/30/1958	Active	69	6	4	2.99%	69	22	0	Y		N	11/2025		\$3,120.00
	Exc Award (06/30/2016)															
24117	ONOMICHI INNOSHIMA	02/09/1962	Active	39	0	3	-7.14%	42	20	1	Y		N	07/2025		\$1,000.01
	Exc Award (06/30/2017)															



Club Health Assessment for District 336 C through December 2025

			Status	Membership						Reports				Finance	LCIF	
Club Number	Club Name	Charter Date	Times in Status Quo in Past 2 Years	Current Member Count **	YTD Members Added	YTD Members Dropped	YTD Net Growth% ***	Member Count 1 Year Ago	Dropped Members Avg.Length of Service	Months Since Membership Update	Current Officers Reported ****	Current President Repeated Term	VP Reported *****	Last Date Reported Service (mm/yyyy)	Account Balance	YTD Donations
24153	ONOMICHI MITSUGI	12/14/1971	Active	19	3	0	18.75%	16		5	Y		R	10/2024		
24157	ONOMICHI MUKAISHIMA	06/24/1967	Active	27	0	0	0.00%	27		3	Y		N	12/2025		\$1,000.00
Exc Award (06/30/2016, 06/30/2018)																
24170	ONOMICHI RURI	01/20/1963	Active	33	0	0	0.00%	35		1	Y		N	12/2025		\$2,300.00
Exc Award (06/30/2016, 06/30/2018, 06/30/2023)																
24174	OSAKIKAMIJIMA	01/22/1967	Active	36	3	1	5.88%	36	10	0	Y		N	11/2025		\$720.02
24173	OTAKE	08/28/1962	Active	23	0	0	0.00%	24		8	Y			12/2025		\$900.01
24175	SAIJO	09/05/1964	Active	17	1	0	6.25%	17		4	Y	2	R	07/2013		
24138	SERAKOZAN	11/09/1963	Active	35	1	1	0.00%	36	17	0	Y		N	06/2025		
24184	SHOBARA	03/25/1962	Active	50	2	0	4.17%	50		4	Y		N	02/2025		\$1,000.01
Exc Award (06/30/2018, 06/30/2022)																
24189	TAKEHARA	11/22/1958	Active	43	1	5	-8.51%	53	11	0	Y			07/2022		
Exc Award (06/30/2017)																

Clubs Cancelled Previous Fiscal Year – Clubs Cancelled within last 12 months may be reinstated

Club Number	Club Name	Charter Date	Current Status*	Cancellation Date
36952	KURE YASUURA	04/03/1979	Cancelled(6*)	12/30/2024

Current Total Clubs Count	YTD New Clubs Count	YTD Cancelled Clubs Count	YTD Net Club Gain	Current Total Members Count	YTD Add	YTD Drop	YTD Net Growth	YTD Net Growth %	Member Count 12 Months Ago	Average Member Count Per Club	% of Clubs with less than 20 members	% No Officer Report in 12 Months	% of Clubs with balance 90+ days	Number of Clubs in Status Quo	% Status Quo Clubs in Financial Suspension	Number of Cancelled Clubs	Average Cancelled Club Age	Members Lost Due to Cancellation	% of Clubs Cancelled for Non-Financial Reasons
76	1	0	1	2,722	160	93	67	2.52%	2,762	36	18%	1%	3%	0	0%	0	0	0	0%

* - P - Priority Club. Cancellation Reasons: 1-Objectives/conduct, 2-Non-active club, 5-Non-existing club, 6-Disbanding, 7-Merger, 8-Financial Suspension, 9-District/Multiple District Dues.

** Red denotes below 15 active members.

*** Red denotes 20% + loss.

**** Y - all 3 (President, Secretary, Treasurer) club officers reported, N - not all 3 reported.

***** Abbreviation: N-New, IP-Immediate Past, R-Repeat.